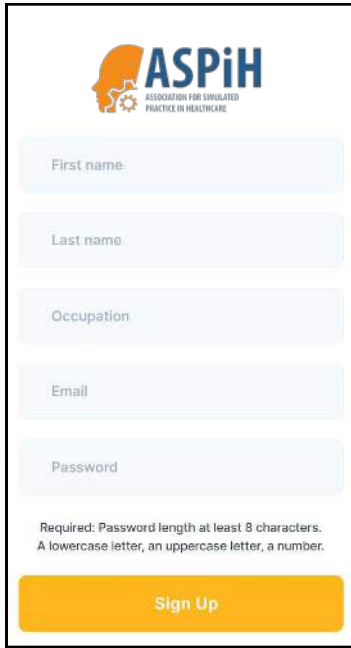


1

Sign up on the Beaker Health platform [here](#) to grant access for uploading content.



ASPiH ASSOCIATION FOR SIMULATED PRACTICE IN HEALTHCARE

First name

Last name

Occupation

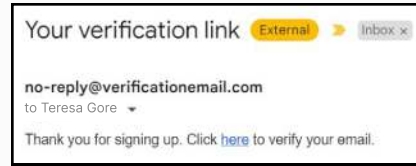
Email

Password

Required: Password length at least 8 characters. A lowercase letter, an uppercase letter, a number.

Sign Up

2




Your verification link External Inbox x

no-reply@verificationemail.com
to Teresa Gore

Thank you for signing up. Click [here](#) to verify your email.

Proceed to your email inbox for verification and then access the Beaker Health - ASPiH login portal [here](#) to get started.



ASPiH ASSOCIATION FOR SIMULATED PRACTICE IN HEALTHCARE

Email

Password

Log in

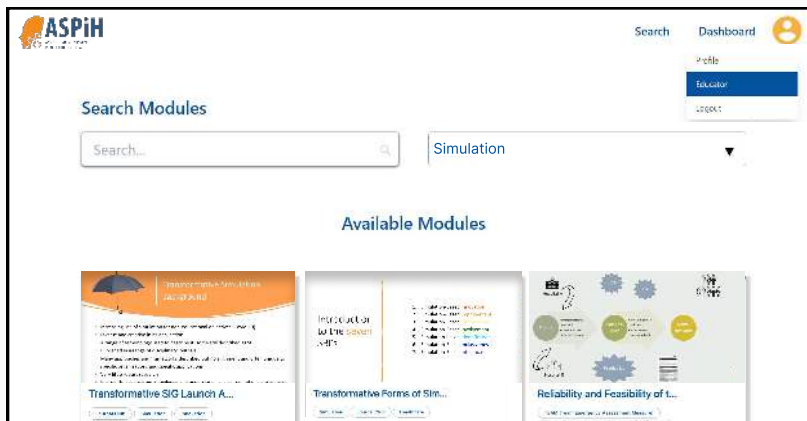
[Forgot Password ?](#)

[Don't have an account? Signup](#)

[Resend verification email? Resend](#)

3

Click the top right profile icon and select 'Educator' to begin.



ASPiH ASSOCIATION FOR SIMULATED PRACTICE IN HEALTHCARE

Search Dashboard Profile

Educator

Logout

Search Modules

Search... Simulation

Available Modules

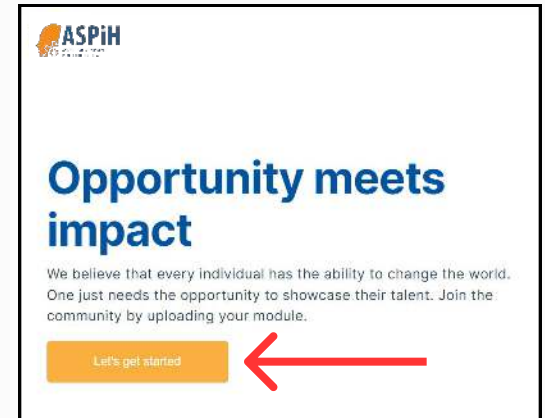
Transformative SIG Launch A...

Transformative Forms of Sim...

Reliability and Feasibility of t...

4

Select 'Let's get started'.



ASPiH ASSOCIATION FOR SIMULATED PRACTICE IN HEALTHCARE

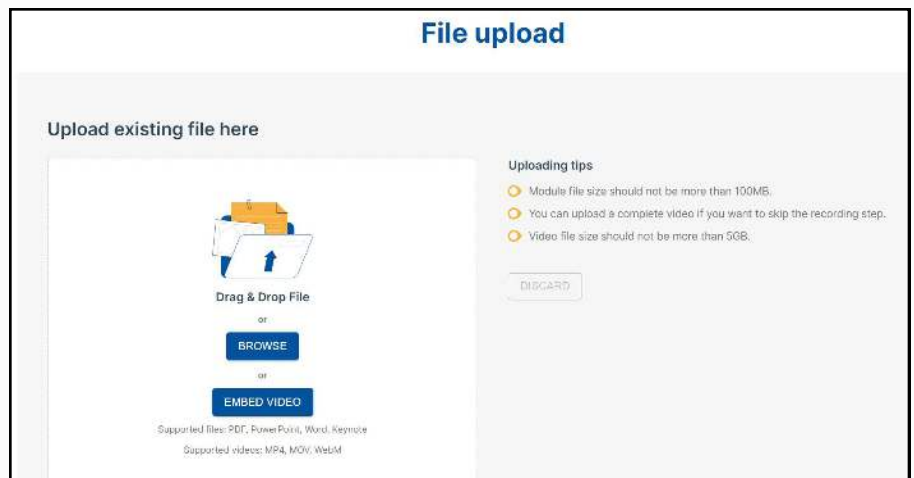
Opportunity meets impact

We believe that every individual has the ability to change the world. One just needs the opportunity to showcase their talent. Join the community by uploading your module.

Let's get started

5

Upload your presentation! If your file has an embedded video, or you have multiple presenters, please record your video through Zoom, and then upload the MP4 file.



File upload

Upload existing file here

Drag & Drop File

or

BROWSE

or

EMBED VIDEO

Supported files: PDF, Power Point, Word, Keynote
Supported videos: MP4, MOV, WebM

Uploading tips

- Module file size should not be more than 100MB.
- You can upload a complete video if you want to skip the recording step.
- Video file size should not be more than 5GB.

DISCARD

6

How about a working title?

It's ok if you can't think of a good title now you can change it later.

e.g Replacing Clinical Hours with simulation Education

Tip: Specificity helps

How long is your module?

15 min 30 min 45 min 60 min

Next

Follow the prompts to add details about your presentation. After each learning objective, hit 'Add'.

7

Now it's time to review your embedded video or record your presentation. If recording, upon completion, click the stop button and the recording will compile automatically, now select 'Next'.

What is the purpose?

Let us know what this module is telling us

You can fill this out with your abstract information!

Tip: Write about why you are creating this module

What are the learning objectives?

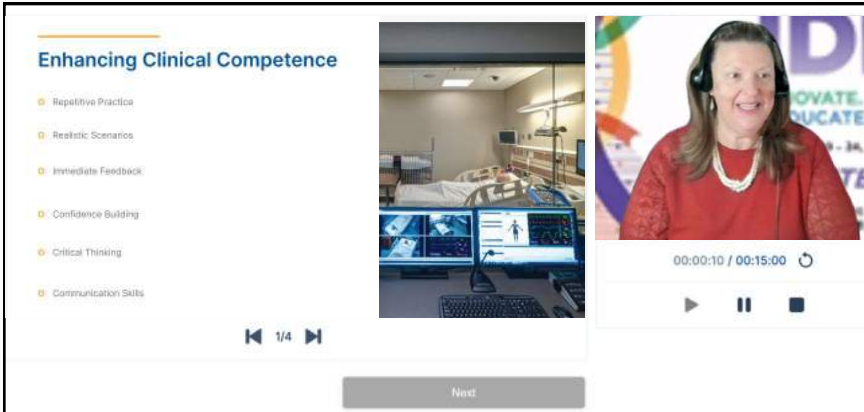
List the goals of the video module. Try to make these: Measurable, Concise, Specific

Please type here... Add

- This helps the learner to visualize the objectives of the presentation
- Remember to hit 'Add' after every learning objective

Tip: Add some objectives about the visual module

Next



8

Fill out additional information on your presentation to expand its reach.

What category best fits the visual module?

You may add more than one category. Select other if nothing fits.

Simulation Operations & Management Nursing Professional Development Categories

Tip: Add minimum one category

Now include some keywords...

These words will help others when searching for your module.

INACSL Standards of Best Practice Simulation

Keywords

Tip: Hit Enter key to add keywords

How about a short description?

This is the module abstract.

This could be your abstract, provide some brief information about the presentation here.

Tip: Add Some Characters about the visual module

9

Optional: Include any references, including pictures, models, PDFs, or other documents for the learner to see when viewing your module.

10

To finish the uploading process, finish creating your profile!

Any references?

These are any sources or URLs you used in your module

Please type here... Add

- https://www.inacsl.org/

Tip: Add some references for the visual module

Do you have any conflicts of interest?

Leave blank if nothing to report

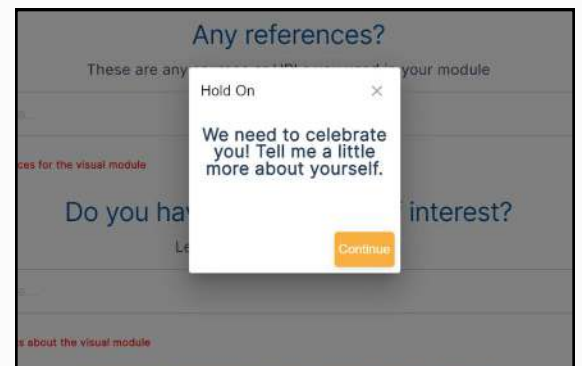
Please type here... Add

Tip: Add some conflicts about the visual module

Upload additional reference files?

No Yes

Next



Profile

Personal Information
This information is public.

Dr. Teresa Gore


Honorific First Name Last Name

Assistant Dean Experimental Learning and Simulation

Occupation

PhD, DNP, APRN, FNP-BC, CHSE-A, FSSH, FAAN

Credentials ⓘ

 [Upload Image](#)

Brag about yourself. This will be shown on your educator page.

About me

Social media information
This information is not public but helps with search rankings

<https://www.linkedin.com/in/teresa-gore-phd-dnp-aprn-fnp-bc-chse-a-fssh-faan-5854945b/> @simgeek

LinkedIn Twitter

Facebook Website

[Save](#)

11

We want to know you!
Please take time to fill out your profile.


12

Now your content is available and you can track your reach.

Modules Reach Reports Reviews [New Module](#) [New Course](#)

Dashboard

Latest Module
Last 30 days



Views: 1
Watch time (Hours:Minutes): -
Average watch duration (Hours:Minutes): -


Reports
Last 30 days

Views: 00:00

Top Modules
Last 30 days - views





















[View Report](#)

Viewer Location
Last 30 days - views

ASPIH Dashboard 

Modules Reach Reports Reviews [New Module](#) [New Course](#)

Modules

| Title | Date | Duration | Views | Watch | Reply |
|--|--------------|----------|-------|-------|---|
|  Transformative SIG Launch April 2022 | Mar 01, 2024 | 00:00 | 1 | 1 |    |
|  ASPIH Journal Club - March 23, 2022 | Mar 01, 2024 | 00:50 | 1 | 1 |    |
|  Transformative Forms of Simulation In Healthcar... | Mar 01, 2024 | 00:00 | - | - |    |
|  ASPIH Simulation Journal Club: A Form of Ment... | Mar 01, 2024 | 00:50 | - | - |    |
|  How Can We Add Value to Healthcare Education ... | Mar 01, 2024 | 00:50 | - | - |    |

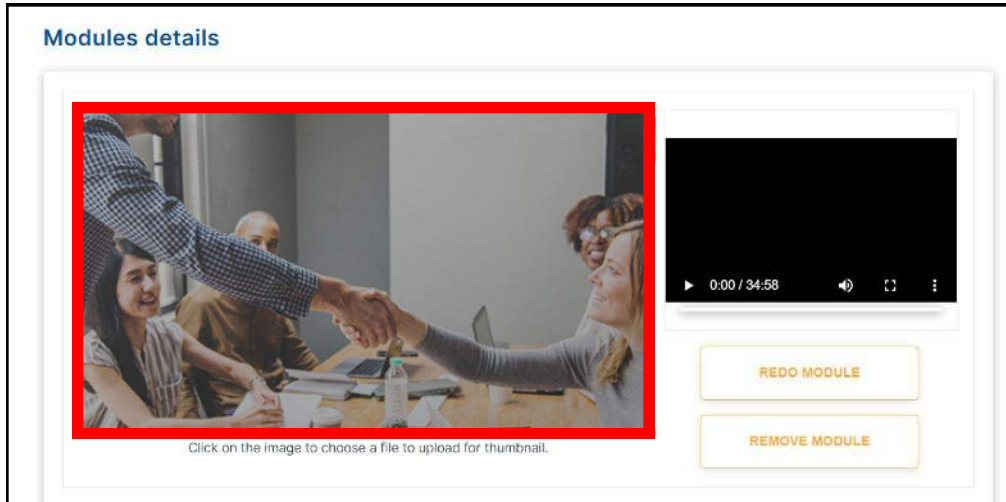
13

Select the pencil icon to make edits to your uploaded presentation.

14

Click on the image to select an image file and upload a thumbnail image for your presentation.

Modules details



Click on the image to choose a file to upload for thumbnail.

REDO MODULE

REMOVE MODULE

15

Make edits to your presentation title and description as needed.

Title:
Click inside the box to edit

Using Simulation to Integrate Immunization Education in Prelicensure Nursing

Description:
Click inside the box to edit

Advancements in teaching methods for health professions education have resulted in the need to enhance immunization resources for educating future nurses. In response, the Association for Prevention Teaching and Research and the Centers for Disease Control convened the Immunization Resources for Undergraduate Nursing (IRUN) committee to improve the integration of immunization content in undergraduate nursing education. There is a known knowledge gap in basic immunization practices. Nurses play vital roles in immunization, including communication with patients and families, vaccine administration, and appropriate vaccine storage and handling.

CANCEL SAVE

Questions?

Contact Us:

contact@beakerhealth.com

Thank You!